



Government Gazette Staatskoerant

REPUBLIC OF SOUTH AFRICA
REPUBLIEK VAN SUID-AFRIKA

Vol. 432

Pretoria, 29 June 2001
Junie 2001

No. 22438



AIDS HELPLINE: 0800-0123-22 Prevention is the cure

CONTENTS*No.**Page
No. Gazette
 No.***GOVERNMENT NOTICE****National Treasury***Government Notice*

601	Public Finance Management Act: Statement of the National Revenue, Expenditure and Borrowing as at 31 May 2001	3	22438
-----	---	---	-------

GOVERNMENT NOTICE

NATIONAL TREASURY**No. 601****29 June 2001**

**STATEMENT OF THE NATIONAL REVENUE,
EXPENDITURE AND BORROWING
AS AT 31 MAY 2001
ISSUED BY THE DIRECTOR-GENERAL:
NATIONAL TREASURY**

The attached statements of national revenue, expenditure and borrowing are issued in accordance with the requirements of Section 32 of the Public Finance Management Act.

The summary schedule includes information on the revenue and expenditure recorded in the general ledgers of the National Government. A schedule containing cash flow information is included as schedule 5 of this release.

National revenue is detailed in schedule 1. Total revenue for the month of May amounts to R18,276 billion, compared to R14,874 billion for May 2000. Total revenue received for the two months to date amounts to R30,889 billion and represents 13,2% of total budgeted revenue, compared with revenue for the previous year which amounted to R27,122 billion, or 12,5% of the outcome for the year.

Expenditure against the National Revenue Fund is set out in schedule 2. Total expenditure for the month of May is R21,281 billion which includes voted amounts of R8,394 billion, statutory payments of R12,880 billion and standing appropriations of R6,2 million. Expenditure for the two months to date amounts to R42,148 billion and represents 16,3% of total budgeted expenditure of R258,317 billion, compared to 15,9 % for the previous year.

Schedule 3 contains information on extraordinary receipts and payments not included as revenue or expenditure.

Schedule 4 sets out financing for the month of May and year to date.

Net domestic short-term borrowing for May increased by R499,1 million, resulting in a year to date total of R4,407 billion.

Net domestic long-term loans for the month of May increased by R726,8 million resulting in a year to date total of R1,654 billion.

There was no movements on the net foreign loans for May and the year to date total is R5,964 billion.

In May cash and other balances decreased by R1,779 billion, resulting in a net increase of R2,990 billion for the year to date.

Net borrowing for the month amounts to R3,005 billion and R9,033 billion for the year to date.

A cash flow schedule for the Exchequer Account is included as Schedule 5, summarising exchequer receipts and departmental requisitions for the National Revenue Fund. These flows differ from the actual receipts and outlays in schedules 1 and 2, mainly because of timing differences between the cash book transactions of departments and the South African Revenue Service, reflected in schedules 1 and 2, and the Exchequer Account cash flows.

STATEMENT OF NATIONAL REVENUE, EXPENDITURE AND BORROWING AS AT 31 MAY 2001
Summary schedule

Description	Schedule	2001/02			2000/01		
		Annual Budget	May Actual	Year to date Actual	Preliminary Outcome	May Actual	Year to date Actual
		R'000	R'000	R'000	R'000	R'000	R'000
Revenue	1	233,438,000	18,275,943	30,888,726	216,750,581	14,873,635	27,122,128
Expenditure		258,317,736	21,280,558	42,147,685	234,496,541	15,841,309	37,170,111
Voted amounts	2	98,833,946	8,394,076	18,517,387	91,937,956	6,400,140	15,404,436
Statutory amounts:	2	155,378,790	12,880,278	23,615,851	142,519,375	9,441,169	21,756,072
State debt cost		48,138,000	2,056,047	3,196,934	46,910,401	2,036,498	3,252,395
Transfer to Provinces		104,136,460	10,613,646	20,085,929	94,408,341	7,385,371	18,463,427
Other		3,104,330	210,585	332,988	1,200,633	19,300	40,250
Standing Appropriations	2	300,000	6,204	14,446	39,210	-	9,603
Unallocated	2	1,805,000	-	-	-	-	-
Contingency Reserve	2	2,000,000	-	-	-	-	-
Difference between revenue and expenditure		(24,879,736)	(3,004,615)	(11,258,959)	(17,745,960)	(967,674)	(10,047,983)
Extraordinary receipts	3	18,000,000	-	2,225,491	2,705,811	1,467	1,491
Extraordinary payments	3	(571,000)	-	-	(2,281,000)	-	-
Net Borrowing requirement		(7,450,736)	(3,004,615)	(9,033,468)	(17,321,149)	(966,207)	(10,046,492)
Borrowings							
Domestic short term loans (net)	4	3,500,000	499,100	4,406,500	4,978,994	5,174,900	9,538,594
Domestic long term loans (net):	4	(7,353,687)	726,804	1,653,717	5,937,934	(4,452,350)	(2,172,272)
Loans issued		16,984,562	2,956,673	4,142,671	22,700,698	3,267,546	5,769,519
Discount		(413,507)	(1,028,792)	(1,219,141)	(1,133,100)	(212,916)	(397,606)
Redemptions		(23,924,742)	(1,201,077)	(1,269,813)	(15,629,664)	(7,506,980)	(7,544,185)
Foreign Loans (net):	4	11,304,423	-	5,963,611	1,901,874	373,970	1,461,388
Loans issued		11,360,000	-	5,971,506	3,964,443	373,970	1,461,388
Discount		-	-	(7,895)	-	-	-
Redemptions		(55,577)	-	-	(2,062,569)	-	-
Change in cash and other balances	4	-	1,778,711	(2,990,360)	4,502,347	(130,313)	1,218,782
Total borrowing		7,450,736	3,004,615	9,033,468	17,321,149	966,207	10,046,492

NATIONAL REVENUE ACCOUNT
Schedule 1. Revenue

Source of revenue	2001/02			2000/01		
	Annual Budget R'000	May Actual R'000	Year to date Actual R'000	Preliminary Outcome R'000	May Actual R'000	Year to date Actual R'000
Direct Taxes						
Taxes on income and profits	131,582,000	9,428,663	17,303,669	125,850,112	6,719,396	13,679,179
Income tax	90,122,000	7,676,350	14,591,849	116,465,578	5,654,651	12,397,337
Secondary tax on companies	4,200,000	887,715	1,844,973	4,583,748	381,023	592,224
Tax on retirement funds	6,300,000	862,598	866,847	4,800,810	683,722	689,618
Other	30,960,000	-	-	(24)	-	-
Taxes on payroll and workforce	2,800,000	220,032	361,419	1,250,003	91,321	91,442
Skills development levy	2,800,000	220,032	361,419	1,250,003	91,321	91,442
Taxes on property	489,000	29,434	47,371	473,996	64,925	88,439
Donations tax	20,000	651	1,314	32,089	2,022	3,036
Estate duty	469,000	28,783	46,057	441,907	62,903	85,403
Total Direct Taxes	134,871,000	9,878,129	17,712,459	127,574,111	6,875,642	13,859,060
Indirect Taxes						
Taxes on financial and capital transactions	4,220,000	321,692	609,851	3,501,283	304,088	589,126
Marketable securities tax	1,320,000	79,072	177,345	1,102,150	73,064	199,218
Transfer duties	2,900,000	242,620	432,506	2,399,133	231,024	389,908
Domestic taxes on goods and services	86,285,000	7,169,231	12,254,244	78,794,586	6,484,037	11,963,509
Value added tax	60,350,000	5,180,204	8,323,009	54,524,557	4,786,353	8,541,482
Excise duties	10,305,000	717,804	1,412,027	9,323,842	637,874	1,198,299
Beer	2,942,700	231,225	359,564	2,586,313	212,821	327,037
Sorghum beer and sorghum flour	53,600	3,330	6,809	48,773	3,646	4,958
Wine and other fermented beverages	508,260	41,293	77,016	434,080	29,426	60,780
Mineral water	138,100	13,343	23,020	151,565	10,153	24,571
Spirits	959,200	53,692	100,084	850,919	61,585	89,250
Cigarettes and cigarette tobacco	3,637,990	292,360	491,893	3,641,549	260,950	436,070
Pipe tobacco and cigars	362,150	27,349	50,498	289,069	8,147	25,355
Petroleum products	680,000	54,249	108,871	627,687	46,481	100,785
Ad valorem excise duties	823,000	963	194,272	693,887	4,665	129,493
Fuel levy	15,310,000	1,232,157	2,469,419	14,495,290	1,059,757	2,223,328
Levy on financial services	-	-	-	884	53	400
Revenue from neighbouring countries	320,000	39,066	49,789	450,023	-	-
Taxes on use of goods and permission to use goods or to perform activities	420,240	57,987	83,318	159,904	6,235	33,568
Licences	-	20	654	(4,503)	160	418
Mining lease rights and licences	95,000	32,973	32,973	78,627	6,075	33,150
Departure tax	300,000	24,994	49,691	85,780	-	-
Other	25,240	-	-	-	-	-

Schedule 1. Revenue continued page 2

Source of revenue	2001/02			2000/01		
	Annual Budget R'000	May Actual R'000	Year to date Actual R'000	Preliminary Outcome R'000	May Actual R'000	Year to date Actual R'000
Taxes on international trade and transactions	9,427,000	453,710	1,425,754	8,267,668	448,887	1,318,933
Customs duties	9,237,000	657,400	1,549,944	7,839,980	604,102	1,204,434
Ordinary levy	15,000	479	1,180	10,387	900	1,918
Other	175,000	(204,169)	(125,370)	417,301	(156,115)	112,581
5) Other taxes	1,585,000	177,297	338,312	1,555,822	91,727	228,427
Stamp duties and fees	1,585,000	177,297	338,312	1,555,822	91,727	228,427
Total Indirect Taxes	101,937,240	8,179,917	14,711,479	92,279,263	7,334,974	14,133,563
Unallocated Amounts / Cash in Transit				838,647		
Total Tax Revenue (gross)	236,808,240	17,858,046	32,423,938	220,692,021	14,210,616	27,992,623
Less: SACU payments	8,205,000	-	2,051,205	8,396,057	-	2,099,035
6) Total Tax Revenue (net of SACU payments)	228,603,240	17,858,046	30,372,733	212,295,964	14,210,616	25,893,588
Non-Tax Revenue						
Interest and dividends	2,157,683	43,219	47,699	380,493	68,823	73,659
Mining leases and ownership	130,000	(9,022)	(9,022)	281,331	1,738	1,738
Recoveries of loans and repayments	93,330	13,464	15,557	112,274	23,030	31,625
Departmental activities	1,145,137	59,211	82,793	190,684	24,444	62,866
Extraordinary capital revenue	30,000	1,031	1,032	10,003	1	1
Other non-tax revenue	1,278,630	309,994	377,934	3,479,632	544,983	1,058,651
7) Total Non-Tax Revenue	4,834,760	417,897	515,993	4,454,617	663,019	1,228,540
Total Revenue	233,438,000	18,275,943	30,888,726	216,750,581	14,873,635	27,122,128

1) Non-resident shareholders tax, non-resident tax on interest and tax on undistributed profits

2) Levy on payroll dedicated to skills development and training

3) Including sales tax

4) Receipts of Human Resource Fund, Universal Service Agency, Universal Service Fund

5) Including diamond export duties, miscellaneous Customs and Excise income, as well as import surcharge collections

6) South African Customs Union payments

7) Including sale of products, state property rights, money prescribed by law, money not prescribed by law, fines and forfeitures, miscellaneous revenue and other revenue

NATIONAL REVENUE ACCOUNT
Schedule 2. Expenditure - 2001/02

No. Vote	2001/02								
	Annual Budget			May			Year to date		
	Current R'000	Capital R'000	Total R'000	Current R'000	Capital R'000	Total R'000	Current R'000	Capital R'000	Total R'000
Voted amounts	85,858,216	12,975,730	98,833,946	7,107,959	1,288,117	8,394,076	18,822,070	1,895,317	18,517,387
CENTRAL GOVERNMENT ADMINISTRATION	5,826,993	1,424,414	7,351,407	990,431	115,886	1,016,317	1,013,250	117,203	1,130,453
1 Presidency	87,651	2,167	89,818	8,479	103	8,582	15,914	339	16,253
2 Parliament	261,922	6,634	268,556	43,809	123	43,932	69,189	135	69,324
3 Foreign Affairs	1,545,796	115,043	1,660,839	215,895	3,980	219,875	241,788	4,564	246,352
4 Home Affairs	823,538	229,491	1,053,029	69,525	2,054	71,579	120,025	2,370	122,395
5 Provincial and Local Government	3,208,066	1,071,079	4,279,165	582,723	109,626	692,349	568,334	109,794	678,129
FINANCIAL AND ADMINISTRATIVE SERVICES	9,349,945	733,585	10,083,530	423,705	59,184	482,889	842,214	89,099	931,313
6 Government Communications and Information Systems	120,213	-	120,213	4,959	-	4,959	9,388	-	9,388
7 National Treasury	8,508,579	666,918	9,175,497	384,641	29,233	413,874	769,870	57,660	827,529
8 Public Enterprise	127,541	2,081	129,622	2,121	-	2,121	3,804	-	3,804
9 Public Service and Administration	63,694	27,388	91,082	4,342	26,707	31,049	8,155	26,755	34,910
10 Public Service Commission	52,281	732	53,013	3,611	-	3,611	7,234	-	7,234
11 SA Management Development Institute	17,737	1,676	19,413	1,494	108	1,602	3,023	427	3,450
12 Statistics SA	458,900	34,810	493,710	22,537	3,136	25,673	40,740	4,257	44,997
SOCIAL SERVICES	15,625,482	4,326,622	19,952,114	2,170,208	759,137	2,929,345	4,941,448	775,297	5,716,745
13 Arts Culture Science and Technology	1,085,459	34,696	1,120,155	81,118	2	81,120	259,145	2	259,147
14 Education	7,968,907	241,954	8,209,861	1,642,067	555	1,642,622	3,548,071	15,622	3,563,693
15 Health	5,928,554	682,815	6,611,369	435,289	137,445	572,734	1,113,898	138,534	1,252,432
16 Housing	389,184	3,329,149	3,718,333	4,056	610,896	614,954	6,548	610,002	616,550
17 Social Development	189,480	1,458	190,938	6,507	10,237	16,744	10,640	10,237	20,877
18 Sport and Recreation	65,908	36,550	102,458	1,171	-	1,171	3,147	-	3,147
JUSTICE AND PROTECTION SERVICES	40,999,461	1,879,117	42,878,578	2,877,805	1,902	2,879,707	8,182,878	5,057	8,187,935
19 Correctional Services	5,500,334	671,912	6,172,246	381,046	415	381,461	739,043	415	739,458
20 Defence	15,751,536	51,554	15,803,090	954,861	-	954,861	4,297,832	-	4,297,832
21 Independent Complaints Directorate	25,620	1,095	26,715	1,744	-	1,744	3,633	134	3,768
22 Justice and Constitutional Development	3,182,528	382,357	3,564,885	192,341	1,487	193,828	392,182	4,507	396,690
23 Safety and Security	16,539,443	592,199	17,131,642	1,367,813	-	1,367,813	2,729,988	-	2,729,988
ECONOMIC SERVICES AND INFRASTRUCTURE DEVELOPMENT	13,956,325	4,811,982	18,768,317	735,810	350,008	1,085,818	1,862,480	706,862	2,571,142
24 Agriculture	695,557	79,620	775,177	42,461	3,833	46,294	127,350	7,893	135,243
25 Communications	481,592	5,931	487,523	22,970	7,128	30,099	37,587	7,308	44,875
26 Environmental Affairs and Tourism	797,679	184,039	981,718	44,034	1,344	45,378	90,327	1,409	91,737
27 Labour	735,337	68,316	803,653	61,781	482	62,263	104,823	793	105,616
28 Land Affairs	395,290	456,197	851,487	20,008	42,594	62,602	52,486	61,075	113,561
29 Minerals and Energy	570,218	635,564	1,205,782	43,598	5,427	49,025	144,573	17,785	162,358
30 Public Works	3,072,389	449,198	3,521,587	220,854	117,210	338,064	379,412	183,309	562,722
31 Trade and Industry	2,156,243	56,406	2,212,649	114,636	499	115,135	308,302	644	308,946
32 Transport	3,096,930	1,552,781	4,649,711	115,048	117,590	232,638	508,138	285,045	793,183
33 Water Affairs and Forestry	1,953,090	1,325,940	3,279,030	50,190	53,900	104,090	109,500	143,400	252,900

1) Departments are grouped according to functional areas but are not comparable to the GFS functional classification of government operations

NATIONAL REVENUE ACCOUNT
Schedule 2. Expenditure - 2001/02 continued page 2

No.	Vote	2001/02								
		Annual Budget			May			Year to date		
		Current R'000	Capital R'000	Total R'000	Current R'000	Capital R'000	Total R'000	Current R'000	Capital R'000	Total R'000
	Statutory amounts	155,378,790	-	155,378,790	12,880,278	-	12,880,278	23,615,851	-	23,615,851
7	State Debt costs	48,138,000	-	48,138,000	2,058,047	-	2,058,047	3,196,934	-	3,196,934
	Interest	48,085,700	-	48,085,700	1,454,327	-	1,454,327	2,591,440	-	2,591,440
	Other costs	52,300	-	52,300	601,720	-	601,720	605,494	-	605,494
7	Equitable share transfer to Provinces	104,136,480	-	104,136,480	10,613,646	-	10,613,646	20,085,929	-	20,085,929
	Other statutory amounts	3,104,330	-	3,104,330	210,585	-	210,585	332,988	-	332,988
1	Presidency	1,416	-	1,416	113	-	113	228	-	228
2	Parliament	154,113	-	154,113	12,449	-	12,449	24,709	-	24,709
3	Foreign Affairs	1	-	1	-	-	-	-	-	-
22	Justice and Constitutional Development	148,800	-	148,800	13,773	-	13,773	25,491	-	25,491
27	Labour	2,800,000	-	2,800,000	184,250	-	184,250	282,562	-	282,562
	Standing appropriations 1)	300,000	-	300,000	6,204	-	6,204	14,446	-	14,446
	Unallocated 2)	1,805,000	-	1,805,000	-	-	-	-	-	-
	Contingency Reserve 3)	2,000,000	-	2,000,000	-	-	-	-	-	-
	Total Expenditure	245,342,006	12,975,730	258,317,736	19,994,441	1,286,117	21,280,558	40,452,367	1,695,317	42,147,685

- 1) Includes standing appropriations comprising of realised guarantee liabilities, subscription payments to IDA and IBRD as well as valuation adjustment payments to the IMF
 2) Amounts still to be allocated for HIV / Aids, Poverty relief, Infrastructure and Flood relief
 3) Unforeseen and unavoidable expenditure to be allocated in the Adjustment Estimate

NATIONAL REVENUE ACCOUNT
Schedule 2. Expenditure - 2000/01 continued page 3

No. Vote	2000/01								
	Preliminary Outcome			May			Year to date		
	Current R'000	Capital R'000	Total R'000	Current R'000	Capital R'000	Total R'000	Current R'000	Capital R'000	Total R'000
Voted amounts	84,965,075	6,972,881	91,937,956	5,990,159	409,981	6,400,140	14,703,920	700,518	15,404,438
CENTRAL GOVERNMENT ADMINISTRATION	6,086,721	1,178,822	7,265,543	345,847	133,552	479,399	834,708	173,024	1,007,730
1 Presidency	79,846	5,221	85,067	4,821	332	5,153	14,912	332	15,244
2 Parliament	240,708	26,815	267,521	21,831	101	21,732	43,331	267	43,598
3 Foreign Affairs	1,510,967	73,708	1,584,673	33,058	207	33,263	105,081	1,936	106,987
4 Home Affairs	1,380,559	217,580	1,598,139	45,833	37,749	83,582	92,068	75,311	167,379
5 Provincial and Local Government	2,857,643	855,500	3,713,143	240,306	95,183	335,489	579,334	95,178	674,512
FINANCIAL AND ADMINISTRATIVE SERVICES	10,783,044	404,197	11,187,241	524,058	22,185	546,243	902,537	52,897	955,234
6 Government Communications and Information Systems	65,551	23	65,574	4,551	-	4,551	12,311	-	12,311
7 National Treasury	10,415,399	327,070	10,742,469	501,715	20,749	522,464	854,033	50,812	904,845
8 Public Enterprise	32,261	-	32,261	1,847	-	1,847	4,122	-	4,122
9 Public Service and Administration	51,803	33,010	84,813	3,775	109	3,884	7,504	244	7,748
10 Public Service Commission	40,325	1,632	41,957	3,147	970	3,817	5,637	712	6,349
11 SA Management Development Institute	17,282	1,338	18,620	1,580	140	1,729	3,012	216	3,228
12 Statistics SA	180,423	41,124	201,547	7,443	508	7,951	15,918	713	16,631
SOCIAL SERVICES	18,219,106	713,714	18,932,820	1,672,364	17,185	1,689,549	5,808,985	29,597	5,838,582
13 Arts Culture Science and Technology	943,845	2,615	946,460	68,950	107	69,057	243,270	208	243,478
14 Education	7,343,095	214,898	7,557,993	557,729	4,071	561,800	3,796,849	16,145	3,812,994
15 Health	6,191,246	454,821	6,646,067	501,581	11,795	513,356	1,213,504	12,013	1,225,517
16 Housing	3,291,596	38,438	3,330,032	535,652	1,101	536,753	539,423	1,109	540,532
17 Social Development	378,918	2,944	381,862	7,229	111	7,340	11,989	122	12,111
18 Sport and Recreation	70,406	-	70,406	1,243	-	1,243	1,950	-	1,950
JUSTICE AND PROTECTION SERVICES	38,827,982	353,908	39,181,870	2,620,402	25,377	2,645,779	5,514,748	48,018	5,562,766
19 Correctional Services	5,188,191	(1)	5,188,190	413,123	-	413,123	863,652	-	863,652
20 Defence	13,899,572	-	13,899,572	780,278	-	780,278	1,589,336	-	1,589,336
21 Independent Complaints Directorate	24,532	921	25,453	1,040	883	1,923	2,080	2,201	4,281
22 Justice and Constitutional Development	2,523,148	43,151	2,566,297	191,007	2,407	193,414	387,998	3,851	391,819
23 Safety and Security	15,192,521	309,837	15,502,358	1,254,854	22,087	1,277,041	2,671,712	41,968	2,713,678
ECONOMIC SERVICES AND INFRASTRUCTURE DEVELOPMENT	13,085,242	4,322,249	17,387,482	827,888	211,682	1,039,370	1,644,944	367,180	2,042,124
24 Agriculture	685,802	37,058	722,860	72,055	1,787	73,822	151,048	2,995	154,041
25 Communications	440,570	15,268	455,838	9,500	68	9,568	25,118	804	25,722
26 Environmental Affairs and Tourism	723,714	24,456	748,170	28,987	155	29,142	77,955	226	78,181
27 Labour	695,183	35,456	730,639	47,357	105	47,462	99,762	210	99,972
28 Land Affairs	361,817	405,475	767,292	24,580	20,774	45,354	50,158	26,877	76,835
29 Minerals and Energy	565,130	26,949	592,079	43,210	4,016	47,226	150,504	13,098	163,602
30 Public Works	3,252,717	954,951	4,207,668	231,504	63,312	294,816	426,942	102,581	529,503
31 Trade and Industry	2,151,080	8,489	2,159,569	90,173	1,284	91,457	198,301	1,818	200,119
32 Transport	3,344,036	755,446	4,099,482	242,981	57,000	299,981	387,078	108,000	495,076
33 Water Affairs and Forestry	845,193	2,058,892	2,903,885	39,381	63,201	102,582	78,082	140,991	219,073

- 1) Departments are grouped according to functional areas but are not comparable to the GFS functional classification of government operations
2) Capital expenditure excludes capital transfers to other levels of government captured as current transfers in the ledgers of government

NATIONAL REVENUE ACCOUNT
Schedule 2. Expenditure - 2000/01 continued page 4

No.	Vote	Preliminary Outcome			2000/01 May			Year to date		
		Current	Capital	Total	Current	Capital	Total	Current	Capital	Total
		R'000	R'000	R'000	R'000	R'000	R'000	R'000	R'000	R'000
	Statutory amounts	142,519,375	-	142,519,375	9,441,169	-	9,441,169	21,756,072	-	21,756,072
7	State Debt costs	46,910,401	-	46,910,401	2,036,498	-	2,036,498	3,252,395	-	3,252,395
	Interest	46,110,472	-	46,110,472	2,036,498	-	2,036,498	3,055,783	-	3,055,783
	Other costs	799,929	-	799,929	-	-	-	196,612	-	196,612
7	Equitable share transfer to Provinces	94,408,341	-	94,408,341	7,385,371	-	7,385,371	18,463,427	-	18,463,427
	Other statutory amounts	1,200,633	-	1,200,633	19,300	-	19,300	40,250	-	40,250
1	Presidency	1,349	-	1,349	107	-	107	214	-	214
2	Parliament	149,772	-	149,772	8,494	-	8,494	20,319	-	20,319
3	Foreign Affairs	-	-	-	-	-	-	-	-	-
22	Justice and Constitutional Development	147,836	-	147,836	10,699	-	10,699	19,717	-	19,717
27	Labour	901,678	-	901,678	-	-	-	-	-	-
	Standing appropriations	39,210	-	39,210	-	-	-	9,603	-	9,603
	Unallocated	-	-	-	-	-	-	-	-	-
	Contingency Reserve	-	-	-	-	-	-	-	-	-
	Total Expenditure	227,523,660	6,972,881	234,496,541	15,431,326	409,981	15,841,308	36,489,595	700,516	37,170,111

- 1) Includes standing appropriations comprising of realised guarantee liabilities, subscription payments to IDA and IBRD as well as valuation adjustment payments to the IMF
2) Amounts still to be allocated for HIV / Aids, Poverty relief, Infrastructure and Flood relief
3) Unforeseen and unavoidable expenditure to be allocated in the Adjustment Estimate
4) An amount of R184,691 million was erroneously included in the debt cost figures published during May 2000

NATIONAL REVENUE ACCOUNT
Schedule 3. Extraordinary receipts / payments

Description	2001/02			2000/01		
	Annual Budget R'000	May R'000	Year to date R'000	Preliminary Outcome R'000	May R'000	Year to date R'000
Extraordinary receipts:	18,000,000	-	2,225,491	2,705,811	1,467	1,491
- Special restructuring proceeds from SASRIA	-	-	2,225,491	363,011	-	-
- Special restructuring dividends from Transnet	-	-	-	1,777,778	-	-
- Profit on conversion of Foreign loans	-	-	-	24	-	24
- Incorrect deposit into the Exchequer	-	-	-	-	-	-
- Excess of roadshow advance iro USD750 million	-	-	-	-	1,467	1,467
- Double payment of R150 settlement on 21/07/00	-	-	-	-	-	-
- Special proceeds from Telkom	-	-	-	564,998	-	-
Extraordinary payments:	(571,000)	-	-	(2,281,000)	-	-
- Debt takeover of the SA Rail Commuter Corporation	-	-	-	2,281,000	-	-

NATIONAL REVENUE ACCOUNTS
Schedule 4. Financing

Description	2001/02			2000/01		
	Annual Budget R'000	May R'000	Year to date R'000	Preliminary Outcome R'000	May R'000	Year to date R'000
Domestic short-term loans						
Treasury Bills:	3,500,000	1,400,000	1,900,000	3,500,000	4,000,000	4,400,000
Shorter than 91 days	-	-	-	-	500,000	500,000
91 days	3,500,000	1,400,000	1,900,000	3,500,000	3,500,000	3,900,000
182 days	-	-	-	-	-	-
Corporation for Public Deposits	-	(900,900)	2,506,500	1,478,994	1,174,900	5,138,594
Total domestic short-term loans (Net)	3,500,000	499,100	4,406,500	4,978,994	5,174,900	9,538,594
Domestic long-term loans						
Redemptions:	(23,924,742)	(1,201,077)	(1,269,813)	(15,629,664)	(7,506,900)	(7,544,185)
R085 (10.50% 2000/04/15)	-	-	-	(7,801)	-	(7,801)
R086 (10.25% 2000/04/15)	-	-	-	(15,897)	-	(15,898)
R083 (10.625% 2000/04/15)	-	-	-	(9,206)	-	(9,206)
QW01 (9.67% 2000/04/30)	-	-	-	(1,500)	-	(1,500)
R148 (11.50% 2000/05/30)	-	-	-	(7,501,714)	(7,501,714)	(7,501,714)
SL03 (9.60% 2000/07/01)	-	-	-	(20,000)	-	-
SL06 (10.20% 2000/07/01)	-	-	-	(18,432)	-	-
GZ11 (17.10% 2000/08/31)	-	-	-	(7,000)	-	-
R055 (10.00% 2000/10/15)	-	-	-	(9,888)	-	-
CK03 (9.70% 2000/10/31)	-	-	-	(2,000)	-	-
TR04 (10.25% 2000/11/01)	-	-	-	(25,000)	-	-
R149 (11.50% 2000/11/30)	-	-	-	(7,500,193)	-	-
Z068 (16.45% 2001/04/01)	-	-	(15,000)	-	-	-
Z076 (14.68% 2001/04/01)	-	-	(25,000)	-	-	-
R088 (9.75% 2001/04/30)	-	-	(116)	-	-	-
CK13 (10.62% 2001/04/30)	-	-	(4,750)	-	-	-
R128 (14.50% 2006/10/15)	-	(60,435)	(60,435)	-	-	-
R164 (12.75% 2007/08/01)	-	(378,000)	(378,000)	-	-	-
R165 (12.75% 2007/08/01)	-	(88,000)	(88,000)	-	-	-
R166 (12.90% 2012/08/01)	-	(88,000)	(88,000)	-	-	-
R167 (12.90% 2013/08/01)	-	(88,000)	(88,000)	-	-	-
Former SARB Namibian loan facility	-	-	(23,835)	(5,268)	(5,268)	(5,268)
Former regional authorities' debt	-	-	(35)	(37,860)	-	(3,000)
Book profit on switches:	-	(498,642)	(498,642)	(468,105)	-	-
R184 (12.50% 2006/12/21)	-	-	-	-	-	-
R177 (9.50% 2007/05/15)	-	-	-	(153,847)	-	-
R178 (9.75% 2008/07/15)	-	(77,903)	(77,903)	-	-	-
R179 (10.00% 2013/08/13)	-	(420,940)	(420,940)	(314,238)	-	-
New loans (Gross):	16,984,582	2,956,673	4,142,671	22,700,698	3,287,546	5,768,519
Cash value	17,308,000	1,827,861	2,830,448	21,656,144	3,054,630	5,371,913
Discount	(413,507)	1,628,792	1,218,141	1,133,100	212,916	397,606
Premium	-	-	(8,918)	(277,723)	-	-
Revaluation	-	-	-	189,177	-	-
R150 (12.00% 2004-5-6/02/28)	-	-	500,000	8,317,839	2,046,000	2,584,000
Cash value	-	-	506,918	8,065,553	1,914,369	2,419,571
Discount	-	-	-	288,969	131,631	164,129
Premium	-	-	(6,918)	(38,683)	-	-
R162 (12.50% 2002/01/15)	-	-	-	485,000	-	-
Cash value	-	-	-	492,578	-	-
Discount	-	-	-	-	-	-
Premium	-	-	-	(7,578)	-	-
R173 (13.45% 2006/08/30)	-	(1,400,000)	(1,400,000)	529,000	-	-
Cash value	-	(1,400,000)	(1,400,000)	-	-	-
Discount	-	-	-	-	-	-
Premium	-	-	-	-	-	-
R175 (8.00% 2000/10/15)	-	-	-	529,000	-	-
Cash value	-	-	-	504,999	-	-
Discount	-	-	-	24,101	-	-
Premium	-	-	-	-	-	-
R184 (12.50% 2006/12/21)	-	-	-	(415,000)	-	-
Cash value	-	-	-	(415,000)	-	-
Discount	-	-	-	-	-	-
Premium	-	-	-	-	-	-
R177 (9.50% 2007/05/15)	-	-	-	(1,106,153)	-	-
Cash value	-	-	-	(1,106,153)	-	-
Discount	-	-	-	-	-	-
Premium	-	-	-	-	-	-
R178 (9.75% 2008/07/15)	-	(642,307)	(642,307)	-	-	-
Cash value	-	(642,307)	(642,307)	-	-	-
Discount	-	-	-	-	-	-
Premium	-	-	-	-	-	-
R153 (13.00% 2009-10-11/08/31)	-	-	-	3,429,670	300,000	700,000
Cash value	-	-	-	3,428,921	277,616	651,386
Discount	-	-	-	67,118	22,384	46,614
Premium	-	-	-	(63,369)	-	-

Schedule 4. Financing continued page 2

Description	2001/02			2000/01		
	Annual Budget R'000	May R'000	Year to date R'000	Preliminary Outcome R'000	May R'000	Year to date R'000
R157 (13.50% 2014-15-16/09/15)	-	-	-	4,428,848	400,000	400,000
Cash value	-	-	-	4,449,178	348,030	348,030
Discount	-	-	-	119,762	51,970	51,970
Premium	-	-	-	(140,093)	-	-
R186 (10.50% 2025-26-27/12/21)	-	265,000	265,000	3,351,445	-	526,000
Cash value	-	241,876	241,876	2,769,082	-	401,926
Discount	-	23,124	23,124	585,363	-	124,074
Premium	-	-	-	-	-	-
R193 (Floating-Rate 2003/03/30)	-	-	-	4,500,000	1,500,000	2,500,000
Cash value	-	-	-	4,482,213	1,493,069	2,491,181
Discount	-	-	-	17,787	6,931	8,819
Premium	-	-	-	-	-	-
R189 (6.50% 2013/03/31)	-	-	-	2,932,870	-	-
Cash value	-	-	-	2,743,693	-	-
Discount	-	-	-	-	-	-
Premium	-	-	-	-	-	-
Revaluation	-	-	-	189,177	-	-
R179 (10.00% 2013/08/13)	-	(3,055,052)	(3,055,052)	(1,885,742)	-	-
Cash value	-	(3,055,052)	(3,055,052)	(1,885,742)	-	-
Discount	-	-	-	-	-	-
Premium	-	-	-	-	-	-
R180 (13.45% 2007/09/30)	-	(1,400,000)	(1,400,000)	-	-	-
Cash value	-	(1,400,000)	(1,400,000)	-	-	-
Discount	-	-	-	-	-	-
Premium	-	-	-	-	-	-
R181 (13.45% 2008/09/30)	-	(1,400,000)	(1,400,000)	-	-	-
Cash value	-	(1,400,000)	(1,400,000)	-	-	-
Discount	-	-	-	-	-	-
Premium	-	-	-	-	-	-
R182 (13.55% 2012/09/30)	-	(1,400,000)	(1,400,000)	-	-	-
Cash value	-	(1,400,000)	(1,400,000)	-	-	-
Discount	-	-	-	-	-	-
Premium	-	-	-	-	-	-
R183 (13.55% 2013/09/30)	-	(1,300,000)	(1,300,000)	-	-	-
Cash value	-	(1,300,000)	(1,300,000)	-	-	-
Discount	-	-	-	-	-	-
Premium	-	-	-	-	-	-
R194 (10.00% 2007-08-09/02/08)	-	12,888,552	14,784,552	-	-	-
Cash value	-	11,894,681	13,600,332	-	-	-
Discount	-	893,871	1,184,220	-	-	-
Premium	-	-	-	-	-	-
R197 (5.50% 2023/12/07)	-	400,000	400,000	-	-	-
Cash value	-	388,203	388,203	-	-	-
Discount	-	11,797	11,797	-	-	-
Premium	-	-	-	-	-	-
Revaluation	-	-	-	-	-	-
Z016 (0.00% 2014/03/31)	-	-	(1,253,783)	(2,045,827)	(978,878)	(978,878)
Cash value	-	-	(1,253,783)	(2,045,827)	(978,878)	(978,878)
Amortised interest on Zero Coupon loans (cash value)	-	480	44,261	178,748	424	38,397
Z068 (16.45% 2001/04/01)	-	-	1,090	1,847	-	937
Z079 (14.98% 2001/04/01)	-	-	1,681	3,030	-	1,462
Z086 (14.35% 2002/04/01)	-	-	7,636	13,772	-	6,648
Z089 (14.97% 2002/04/30)	-	-	30,150	54,146	-	26,096
Z084 (16.48% 2002/08/01)	-	-	-	17,325	-	-
Z086 (16.54% 2002/08/01)	-	-	-	5,789	-	-
Z075 (14.85% 2002/08/01)	-	-	-	34,630	-	-
Z079 (14.02% 2003/04/01)	-	-	1,099	1,987	-	960
Z013 (12.04% 2004/06/30)	-	-	-	513	-	-
Z069 (15.71% 2005/06/30)	-	-	-	2,843	-	-
Z065 (16.53% 2005/07/01)	-	-	-	1,437	-	-
Z070 (15.70% 2005/07/01)	-	-	-	4,263	-	-
Z073 (15.60% 2005/12/31)	-	-	-	658	-	-
Z015 (12.60% 2006/06/30)	-	-	-	407	-	-
Z005 (13.912% 2008/08/31)	-	-	-	1,147	-	-
Z008 (14.260% 2008/10/31)	-	-	241	434	-	209
Z021 (12.60% 2008/04/30)	-	-	1,140	2,080	-	1,008
Z006 (13.912% 2013/09/31)	-	-	-	703	-	-
Z008 (12.15% 2013/11/30)	-	117	117	214	104	104
Z018 (13.35% 2014/03/31)	-	-	-	154	-	-
Z019 (13.30% 2014/06/30)	-	-	-	531	-	-
Z025 (13.00% 2014/11/30)	-	-	363	660	320	320
Z014 (12.60% 2015/09/30)	-	-	-	2,477	-	-
Z071 (15.64% 2015/07/01)	-	-	-	7,958	-	-
Z030 (13.20% 2015/10/15)	-	-	744	1,351	-	653
Z109 (14.10% 2016/09/15)	-	-	-	18,941	-	-
Z083 (15.25% 2016/09/30)	-	-	-	1,352	-	-
Total domestic long-term loans (inclusive of discount)	(6,940,180)	1,755,596	2,872,858	7,071,034	(4,239,434)	(1,774,666)
Less: Discount	(413,597)	(1,028,792)	(1,219,141)	(1,133,100)	(212,916)	(397,606)
Total domestic long-term loans (net)	(7,353,687)	726,804	1,653,717	5,937,934	(4,452,350)	(2,172,272)

Schedule 4, Financing continued page 3

Description	2001/02			2000/01		
	Annual Budget R'000	May R'000	Year to date R'000	Preliminary Outcome R'000	May R'000	Year to date R'000
Foreign loans						
Redemptions:	(55,577)	-	-	(2,062,569)	-	-
<i>Rand value at date of issue</i>	(12,293)	-	-	(1,327,002)	-	-
<i>Revaluation</i>	(43,282)	-	-	(734,767)	-	-
TY225 Credit Suisse Rev Credit 2001/08/15	-	-	-	(29,861)	-	-
<i>Rand value at date of issue</i>	-	-	-	(4,011)	-	-
<i>Revaluation</i>	-	-	-	(25,250)	-	-
TY230 Dresdner Bank 2001/08/15	-	-	-	(30,602)	-	-
<i>Rand value at date of issue</i>	-	-	-	(2,158)	-	-
<i>Revaluation</i>	-	-	-	(28,444)	-	-
TY236A Krediet Bank 2001/08/15	-	-	-	(3,630)	-	-
<i>Rand value at date of issue</i>	-	-	-	(1,751)	-	-
<i>Revaluation</i>	-	-	-	(1,879)	-	-
TY236B Union Bank 2001/08/15	-	-	-	(30,724)	-	-
<i>Rand value at date of issue</i>	-	-	-	(14,917)	-	-
<i>Revaluation</i>	-	-	-	(15,807)	-	-
TY241 SBIEFCO 2001/08/15	-	-	-	(6,968)	-	-
<i>Rand value at date of issue</i>	-	-	-	(1,151)	-	-
<i>Revaluation</i>	-	-	-	(5,817)	-	-
TY260 5% JPY 30 000 MIL YEN BOND 2000/08/01	-	-	-	(1,960,784)	-	-
<i>Rand value at date of issue</i>	-	-	-	(1,303,214)	-	-
<i>Revaluation</i>	-	-	-	(657,570)	-	-
New loans (Gross):	11,360,000	-	5,971,506	3,964,443	373,970	1,461,388
<i>Cash value</i>	11,360,000	-	5,963,611	3,964,443	373,970	1,461,388
<i>Discount</i>	-	-	7,895	-	-	-
TY265 IBRD World Bank Loan 2009/01/15	-	-	-	26,606	-	-
<i>Cash value</i>	-	-	-	26,606	-	-
<i>Discount</i>	-	-	-	-	-	-
TY275 3.80% Notes JPY 30 000 MIL 2020/06/01	-	-	-	1,960,784	-	-
<i>Cash value</i>	-	-	-	1,960,784	-	-
<i>Discount</i>	-	-	-	-	-	-
TY276 7.00% EURO 500 MIL Notes 2008/04/10	-	-	3,554,334	-	-	-
<i>Cash value</i>	-	-	3,546,439	-	-	-
<i>Discount</i>	-	-	7,895	-	-	-
Defence Procurement Export Credit Facilities (cash value)	-	-	2,417,172	1,976,853	373,970	1,461,388
TY273A AKA Ausfuhrkredit/Commerzbank/Kreditanstalt	-	-	644,902	110,596	-	-
TY273B AKA Ausfuhrkredit/Commerzbank/Kreditanstalt	-	-	867,174	863,362	-	786,762
TY273C Societa Generale/Paribas	-	-	298,577	290,197	266,100	266,100
TY273D Mediocredito Centrale S.p.A	-	-	-	117,870	117,870	117,870
TY273E Barclays Bank PLC	-	-	636,619	622,818	-	300,656
Total foreign loans (inclusive of discount)	11,364,423	-	5,971,506	1,901,874	373,970	1,461,388
Less: Discount	-	-	(7,895)	-	-	-
Total Foreign loans (net)	11,364,423	-	5,963,611	1,901,874	373,970	1,461,388

Schedule 4. Financing continued page 4						
Description	2001/02			2000/01		
	Annual Budget R'000	May R'000	Year to date R'000	Preliminary Outcome R'000	May R'000	Year to date R'000
Change in cash and other balances 1)						
Cash balances	-	1,673,398	(1,886,335)	4,834,761	1,247,830	3,277,048
Opening	2,000,000	8,010,823	2,650,290	7,285,051	5,295,833	7,285,051
Closing	2,000,000	4,336,625	4,336,625	2,650,290	4,008,003	4,008,003
Outstanding transfers from the Exchequer to the Paymaster-General Accounts	-	(760,820)	262,008	(136,165)	(863,896)	385,510
Surrenders by National Departments 2)	-	1,034,787	1,065,761	1,877,435	142,314	151,540
2000/2001	-	1,034,787	1,034,787	-	-	-
1999/2000	-	-	30,974	1,841,389	142,314	150,186
1998/1999	-	-	-	7,476	-	1,354
1997/1998	-	-	-	11,500	-	-
1996/1997	-	-	-	2,237	-	-
1995/1996	-	-	-	14,834	-	-
1993/1994	-	-	-	(1)	-	-
Late requests by National Departments 3)	-	(173,213)	(174,960)	(285,018)	(7,631)	(7,631)
2000/2001 (inclusive of RDP)	-	(173,213)	(174,033)	-	(7,631)	(7,631)
1999/2000 (inclusive of RDP)	-	-	-	(236,509)	-	-
1998/1999	-	-	(927)	(24,371)	-	-
1997/1998	-	-	-	(1,859)	-	-
1996/1997	-	-	-	(287)	-	-
Reconciliation between actual revenue and actual expenditure against National Revenue Fund flows	-	4,559	(2,456,833)	(1,608,666)	(648,930)	(2,587,686)
Total changes in cash and other balances	-	1,778,711	(2,990,360)	4,502,347	(130,313)	1,218,782

1) A positive change indicates a reduction in cash balances

2) Surrenders by National Departments are unspent funds requested in previous financial years

3) Late requests are requisitions with regard to expenditure committed in previous years

NATIONAL REVENUE ACCOUNT
Schedule 5. Summary of cashflow for the month ended 31 May 2001

Description	2001/02			2000/01		
	Annual Budget R'000	May R'000	Year to date R'000	Preliminary Outcome R'000	May R'000	Year to date R'000
Exchequer Revenue (net of bookprofit) 1)	233,438,000	18,291,330	29,788,101	216,277,305	15,387,199	27,756,981
Exchequer Requisitions 2)	258,317,738	21,790,028	44,002,336	236,100,036	17,203,803	40,392,850
Voted amounts	90,833,946	8,830,709	20,390,245	94,285,322	7,745,491	18,793,424
Contingency reserve/Unallocated amounts	3,805,000	-	-	-	-	-
Statutory amounts	155,378,790	12,953,115	23,997,845	141,775,505	9,458,312	21,589,623
State debt cost net	48,138,000	2,029,845	3,178,819	46,177,334	2,050,705	3,081,724
Transfer to Provinces	104,138,460	10,713,659	20,085,942	94,408,341	7,385,371	18,463,427
Other	3,104,330	208,611	333,284	1,189,830	22,238	44,472
Standing Appropriation amounts	300,000	6,204	14,446	898,080	-	9,603
Unallocated	-	-	-	-	-	-
Difference between revenue and requisitions	(24,879,738)	(3,498,698)	(14,214,435)	(19,822,731)	(1,816,604)	(12,635,869)
Extraordinary receipts	18,000,000	-	2,225,491	2,705,811	1,467	1,491
Extraordinary payments	(571,000)	-	-	(2,281,000)	-	-
Net borrowing requirement	(7,450,738)	(3,498,698)	(11,988,944)	(19,397,920)	(1,815,137)	(12,634,178)
Total borrowings	7,450,738	3,498,698	11,988,944	19,397,920	1,815,137	12,634,178
Domestic short term loans (Net)	3,500,000	499,100	4,406,500	4,978,994	5,174,900	9,538,594
Domestic long term loans: (Net)	(7,353,687)	1,225,446	2,152,359	5,406,039	(4,452,350)	(2,172,272)
Loans issued	16,984,562	2,956,673	4,142,671	22,700,698	3,267,548	5,769,520
Discount	(413,507)	(1,028,792)	(1,219,141)	(1,133,100)	(212,916)	(397,607)
Redemptions (net of bookprofit)	(23,924,742)	(702,435)	(771,171)	(15,161,559)	(7,506,980)	(7,544,185)
Foreign loans: (Net)	11,304,423	-	5,963,611	1,901,874	373,970	1,461,388
Loans issued	11,380,000	-	5,971,506	3,964,443	373,970	1,481,388
Discount	-	-	(7,895)	-	-	-
Redemptions	(12,295)	-	-	(1,327,802)	-	-
Revaluation	(43,282)	-	-	(734,767)	-	-
Other movements:	-	1,774,152	(533,526)	6,111,013	718,617	3,806,468
Surrender/(Late Request)	-	861,574	890,801	1,612,417	134,683	143,809
Outstanding transfers from exchequer to PMG account	-	(760,820)	262,008	(136,185)	(863,898)	385,510
Changes in cash balances	-	1,673,398	(1,686,335)	4,634,781	1,247,830	3,277,049
Change in cash balances 3)	-	1,673,398	(1,686,335)	4,634,781	1,247,830	3,328,819
Opening balance	2,000,000	5,019,023	2,650,290	7,285,051	5,255,632	7,334,821
Exchequer account	-	660,134	539,888	500,600	779,655	550,370
Tax and Loan account	-	5,349,889	2,110,602	6,784,451	4,476,177	6,784,451
Closing balance	2,000,000	4,336,625	4,336,625	2,650,290	4,008,002	4,008,002
Exchequer account	-	500,191	539,888	-	557,996	557,996
Tax and loans account	-	3,836,434	3,836,434	2,110,602	3,450,006	3,450,006

1) Revenue received into the Exchequer Account net of bookprofit

2) Fund requisitions by departments

3) A positive change indicates a reduction in cash balances.

Dog ate your Gazette? ... read it online




www.SA Gazettes.co.za

A new information Portal keeping you up to date with news, legislation, the Parliamentary programme and which is the largest pool of SA Gazette information available on the Web.

- Easily accessible through the www!
 - Government Gazettes - from January 1994
 - Compilations of all Indexes pertaining to the past week's Government Gazettes
 - All Provincial Gazettes - from September 1995
 - Parliamentary Bills - as of January 1999
- Available in full-text, with keyword searching
- Sabinet Online scans, formats, edits and organize information for you. Diagrams and forms included as images.
- No stacks of printed gazettes - all on computer. Think of the storage space you save.
- Offer Bill Tracker - complementing the SA Gazettes products.

For easy electronic access to full-text gazette info, subscribe to the SA Gazettes from Sabinet Online. Please visit us at www.sagazettes.co.za





*Looking for back copies and out of print issues of
the Government Gazette and Provincial Gazettes?*

The National Library of SA has them!

Let us make your day with the information you need ...

National Library of SA, Pretoria Division

PO Box 397

0001 PRETORIA

Tel.:(012) 321-8931, Fax: (012) 325-5984

E-mail: infodesk@nlsa.ac.za



*Soek u ou kopieë en uit druk uitgawes van die
Staatskoerant en Provinsiale Koerante?*

Die Nasionale Biblioteek van SA het hulle!

Met ons hoef u nie te sukkel om inligting te bekom nie ...

Nasionale Biblioteek van SA, Pretoria Divisie


Posbus 397

0001 PRETORIA

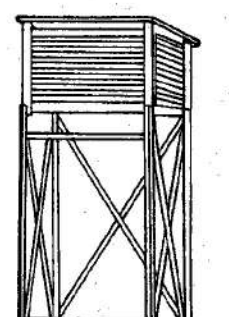

Tel.:(012) 321-8931, Faks: (012) 325-5984

E-pos: infodesk@nlsa.ac.za




Wetlands are wonderlands!



Department of Environmental Affairs and Tourism

SA WEATHER BUREAU SA WEERBURO

**W
E
A
T
H
E
R
·
S
E
R
V
I
C
E
S
·
W
E
E
R
D
I
E
N
S
T
E**





THE WEATHER BUREAU HELPS FARMERS TO PLAN THEIR CROP



THE WEATHER BUREAU: DEPARTMENT OF ENVIRONMENTAL AFFAIRS & TOURISM
DIE WEERBURO: DEPARTEMENT VAN OMGEWINGSAKE EN TOERISME

Printed by and obtainable from the Government Printer, Bosman Street, Private Bag X85, Pretoria, 0001
Publications: Tel: (012) 334-4508, 334-4509, 334-4510
Advertisements: Tel: (012) 334-4673, 334-4674, 334-4504
Subscriptions: Tel: (012) 334-4735, 334-4736, 334-4737
Cape Town Branch: Tel: (021) 465-7531

Gedruk deur en verkrygbaar by die Staatsdrukker, Bosmanstraat, Privaatsak X85, Pretoria, 0001
Publikasies: Tel: (012) 334-4508, 334-4509, 334-4510
Advertensies: Tel: (012) 334-4673, 334-4674, 334-4504
Subskripsies: Tel: (012) 334-4735, 334-4736, 334-4737
Kaapstad-tak: Tel: (021) 465-7531