

REPUBLIC
OF
SOUTH AFRICA



REPUBLIEK
VAN
SUID-AFRIKA

Government Gazette Staatskoerant

Vol. 387

PRETORIA, 26 SEPTEMBER 1997

No. 18288

GOVERNMENT NOTICES GOEWERMENTSKENNISGEWINGS

DEPARTMENT OF FINANCE DEPARTEMENT VAN FINANSIES

No. 1274

26 September 1997

Statement of foreign currency commitments in respect of guarantees, indemnities or securities furnished by the Republic of South Africa in terms of section 35 (2) of the Exchequer Act, 1975 (Act No. 66 of 1975), published in accordance with the requirements of article 13 (6) of the mentioned Act.

No. 1274

26 September 1997

Staat van buitelandse valuta-verpligtings ten opsigte van waarborge, vrywarings of sekuriteite deur die Republiek van Suid-Afrika, ingevolge artikel 35 (2) van die Skatkiswet, 1975 (Wet No. 66 van 1975), verstrek, gepubliseer soos vereis deur artikel 13 (6) van die vermelde Wet.

	USD	DM	SF	FF	GBP	Yen	ECU
	'000	'000	'000	'000	'000	'000	'000
Total capital repayments/Totale kapitaal terugbetalings:							
1997:							
II	243 687	446 794	7 635	30 961	6 443	0	0
III	42 839	37 055	3 262	31 472	7 056	0	0
IV	147 925	18 419	7 635	30 965	6 444	0	0
1997 (Totals—3 quarters)/(Totale—3 kwartale)	434 451	502 268	18 532	93 398	19 943	0	0
1998:							
I	46 781	257 511	3 161	31 472	7 045	0	0
II	123 151	17 172	2 100	30 961	6 740	0	0
III	236 143	55 987	2 329	23 560	7 104	0	0
IV	83 378	11 370	2 100	30 964	5 717	0	0
1998 (Total/Totaal)	489 454	342 041	9 691	116 957	26 606	0	0
1999	256 003	143 471	12 215	109 049	23 387	354 659	0
2000	198 979	128 049	6 702	108 378	17 651	2 766 291	16 583
2001	242 209	76 032	6 666	94 321	7 478	25 177 923	0
2002	85 284	23 553	0	10 626	1 330	5 177 923	0
2003	71 225	20 749	0	10 626	1 330	5 177 923	0
2004	56 555	20 751	0	18 319	1 330	5 177 923	0
2005	32 927	10 376	0	13 394	1 141	5 177 923	0
2006	7 366	0	0	31 811	956	5 177 923	0
2007	598	0	0	7 693	0	5 532 582	0
2008	598	0	0	7 692	0	2 911 632	0
2009	598	0	0	7 692	0	1 000 000	0
2010	598	0	0	7 692	0	500 000	0
2011	598	0	0	7 692	0	0	0
2012	598	0	0	7 692	0	0	0
2013	598	0	0	7 692	0	0	0
2014	598	0	0	7 692	0	0	0
2015	0	0	0	7 692	0	0	0
2016	0	0	0	7 692	0	0	0
2017	0	0	0	0	0	0	0
Amount outstanding as at 1997-03-31/Bedrag uitstaande soos op 1997-03-31	1 879 237	1 267 290	53 806	683 800	101 152	64 132 702	16 583

	USD	DM	SF	FF	GBP	Yen	ECU
	'000	'000	'000	'000	'000	'000	'000
Total interest payments/Totale rentebetalingen:							
1997:							
II	42 137	47 029	481	11 569	1 868	484 301	0
III	21 198	12 471	566	9 629	2 362	643 254	0
IV	33 955	3 962	294	10 890	1 477	476 438	0
1997 (Totals—3 quarters)/(Totale—3 kwartale)	97 289	63 462	1 341	32 087	5 706	1 603 993	0
1998:							
I	9 352	31 891	450	8 347	1 608	634 720	1 597
II	21 098	2 696	159	10 009	1 240	473 562	0
III	7 118	9 978	375	6 961	1 308	645 294	0
IV	17 452	2 407	118	9 239	1 004	475 479	0
1998 (Total/Totaal)	55 020	46 972	1 101	34 557	5 159	2 229 055	1 597
1999	40 355	19 453	657	26 523	3 426	2 229 056	1 593
2000	29 082	12 992	311	18 657	1 993	2 228 661	1 593
2001	20 439	7 538	133	11 850	801	1 774 736	0
2002	13 770	4 473	0	6 465	475	1 282 175	0
2003	8 561	3 037	0	5 638	367	1 090 037	0
2004	4 825	1 693	0	4 767	257	899 146	0
2005	1 760	334	0	3 603	148	706 545	0
2006	860	0	0	3 274	61	512 895	0
2007	143	0	0	2 661	0	333 934	0
2008	125	0	0	2 388	0	115 492	0
2009	107	0	0	2 115	0	43 678	0
2010	90	0	0	1 842	0	8 678	0
2011	71	0	0	1 569	0	0	0
2012	54	0	0	1 296	0	0	0
2013	36	0	0	1 023	0	0	0
2014	18	0	0	406	0	0	0
2015	0	0	0	477	0	0	0
2016	0	0	0	204	0	0	0
2017	0	0	0	0	0	0	0
Amount outstanding as at 1997-03-31/Bedrag uitstaande soos op 1997-03-31	272 605	159 954	3 543	161 402	18 393	15 058 081	4 783

	USD	DM	SF	FF	GBP	Yen	ECU
	'000	'000	'000	'000	'000	'000	'000
Total commitments/Totale verplichtings:							
1997:							
II	285 824	493 823	8 116	42 530	8 311	484 301	0
III	64 037	49 526	3 828	41 101	9 418	643 254	0
IV	181 880	22 381	7 929	41 855	7 921	476 438	0
1997 (Totals—3 quarters)/(Totale—3 kwartale)	531 740	565 730	19 873	125 485	25 649	1 603 993	0
1998:							
I	56 133	289 402	3 611	39 819	8 653	634 720	1 597
II	144 249	19 868	2 259	40 970	7 980	473 562	0
III	243 261	65 965	2 704	30 521	8 412	645 294	0
IV	100 830	13 777	2 218	40 203	6 721	475 479	0
1998 (Total/Totaal)	544 474	389 013	10 792	151 514	31 765	2 229 055	1 597
1999	296 358	162 924	12 872	135 572	26 813	2 583 715	1 593
2000	228 061	141 041	7 013	127 035	19 644	4 994 952	18 176
2001	262 648	83 570	6 799	106 171	8 279	26 952 659	0
2002	99 054	28 026	0	17 091	3 295	6 460 098	0
2003	79 786	23 786	0	16 264	1 697	6 267 960	0
2004	61 380	22 444	0	23 086	1 587	6 077 069	0
2005	34 687	10 710	0	16 997	1 289	5 884 468	0
2006	8 226	0	0	35 085	1 017	5 690 818	0
2007	741	0	0	10 354	0	5 866 516	0
2008	723	0	0	10 080	0	3 027 124	0
2009	705	0	0	9 807	0	1 043 678	0
2010	688	0	0	9 534	0	508 678	0
2011	669	0	0	9 261	0	0	0
2012	652	0	0	8 988	0	0	0
2013	634	0	0	8 715	0	0	0
2014	616	0	0	8 098	0	0	0
2015	0	0	0	8 169	0	0	0
2016	0	0	0	7 896	0	0	0
2017	0	0	0	0	0	0	0
Amount outstanding as at 1997-03-31/Bedrag uitstaande soos op 1997-03-31	2 151 842	1 427 244	57 349	845 202	121 035	79 190 783	21 366

These statistics have been computed on the assumption that in those cases where—

- (i) the borrower has a multi-currency option on renewal of a drawing, the currency in which the drawing was denominated on 31 March 1997 has been applied for the purpose of denominating the repayment maturity structure in respect of that drawing;
- (ii) the date of repayment is subject to the discretion of the lender, the earliest optional call-up date has been applied and is in accordance with the debt standstill arrangements;
- (iii) the loans are not subject to a predetermined rate of interest (e.g. floating rate loans), the interest rate applying on 31 March 1997 has been regarded as the effective rate for the outstanding duration of the loan.

Capitalised interest is included in certain capital repayments amounts.

Hierdie statistieke is bereken in die veronderstelling dat in dié gevalle waar—

- (i) die lener 'n multi-valuta-opsie by hernuwing van 'n trekking het, die valuta waarin die trekking op 31 Maart 1997 gedenomineer was, aangewend is vir die doel van die denominering van die terugbetalingsvervalstruktuur ten opsigte van daardie trekking;
- (ii) die terugbetalingsdatum onderworpe is aan die diskresie van die lener, die vroegste opsionele oproepdatum toegepas is en in ooreenstemming is met die bepalings van die skuldstilstandreëlings;
- (iii) die lenings nie onderworpe is aan 'n voorafbepaalde rentekoers nie (bv. wisselende koerslenings), die rentekoers wat op 31 Maart 1997 van toepassing was, beskou is aan die effektiewe koers vir die uitstaande tydperk van die lening.

Gekapitaliseerde rente is ingesluit by sekere kapitaalbetalings bedrae.

No. 1275**26 September 1997**

Statement of foreign currency commitments in respect of guarantees, indemnities or securities furnished by the Republic of South Africa in terms of section 30B of the Exchequer Act, 1975 (Act No. 66 of 1975), published in accordance with the requirements of article 30B (3) of the mentioned Act.

No. 1275**26 September 1997**

Staat van buitelandse valuta-verplichtings ten opsigte van waarborge, vrywarings of sekuriteite deur die Republiek van Suid-Afrika, ingevolge artikel 30B van die Skatkiswet, 1975 (Wet No. 66 van 1975), verstrek, gepubliseer soos vereis deur artikel 30B (3) van die vermelde Wet.

	USD	DM	ITL	FF	GBP
	'000	'000	'000	'000	'000
Total capital repayments/Totale kapitaal terugbetalings:					
1997:					
II	0	30 106	0	192 644	8 724
III	0	4 490	3 029 723	18 992	1 987
IV	1 611	0	0	0	0
1997 (Totals—3 quarters)/(Totale—3 kwartale)	1 611	34 596	3 029 723	211 636	10 711
1998:					
I	0	4 490	3 029 723	18 992	2 595
II	1 673	0	0	0	0
III	0	9 153	3 029 723	33 503	3 838
IV	1 738	0	0	0	0
1998 (Total/Totaal)	3 411	13 643	6 059 446	52 495	6 433
1999	3 681	18 306	6 059 447	67 005	7 677
2000	3 968	18 306	6 059 447	67 005	7 677
2001	4 282	18 306	6 059 447	67 005	6 752
2002	4 620	18 306	6 059 447	67 005	6 752
2003	4 983	18 306	6 059 447	67 005	6 752
2004	5 376	18 306	6 059 447	67 005	6 752
2005	5 801	18 306	6 059 447	67 005	6 752
2006	6 255	18 306	6 059 447	67 005	6 752
2007	6 748	13 817	3 029 723	48 013	5 227
2008	7 279	4 663	0	14 511	2 458
2009	1 459	0	0	0	1 214
2010	0	0	0	0	1 214
2011	0	0	0	0	1 214
2012	0	0	0	0	0
2013	0	0	0	0	0
Amount outstanding as at 1997-03-31/Bedrag uitstaande soos op 1997-03-31	59 474	213 167	60 594 468	862 695	84 337

	USD	DM	ITL	FF	GBP
	'000	'000	'000	'000	'000
Total interest payments/Totale rentebetalings:					
1997:					
II.....	2 039	746	0	1 693	121
III.....	0	3 971	2 376 186	30 478	3 423
IV.....	2 131	0	0	0	0
1997 (Totals—3 quarters)/(Totale—3 kwartale).....	4 170	4 717	2 376 186	32 171	3 544
1998:					
I.....	0	4 344	2 442 025	33 024	3 541
II.....	2 077	0	0	0	0
III.....	0	7 874	2 275 777	33 280	3 467
IV.....	2 067	0	0	0	0
1998 (Totals/Totaal).....	4 144	12 218	4 717 802	66 304	7 008
1999.....	4 181	15 299	4 207 882	63 103	6 509
2000.....	4 185	14 399	3 707 742	56 047	5 756
2001.....	4 083	13 062	3 188 044	48 694	4 996
2002.....	3 791	11 604	2 678 124	41 490	4 325
2003.....	3 333	9 795	2 168 205	34 285	3 653
2004.....	3 043	8 047	1 662 477	27 150	2 989
2005.....	2 722	5 844	1 148 366	19 877	2 310
2006.....	2 238	3 876	638 447	12 672	1 639
2007.....	1 645	1 830	128 528	5 468	968
2008.....	947	352	0	920	520
2009.....	197	0	0	0	334
2010.....	0	0	0	0	213
2011.....	0	0	0	0	91
2012.....	0	0	0	0	0
2013.....	0	0	0	0	0
Amount outstanding as at 1997-03-31/Bedrag uitstaande soos op 1997-03-31	38 679	101 043	26 621 803	408 181	44 855

	USD	DM	ITL	FF	GBP
	'000	'000	'000	'000	'000
Total commitments/Totale verpligtings:					
1997:					
II.....	2 039	30 852	0	194 337	8 845
III.....	0	8 461	5 405 909	49 470	5 410
IV.....	3 742	0	0	0	0
1997 (Totals—3 quarters)/(Totale—3 kwartale).....	5 781	39 313	5 405 909	243 807	14 255
1998:					
I.....	0	8 834	5 471 748	52 016	6 136
II.....	3 750	0	0	0	0
III.....	0	17 027	5 305 500	66 783	7 305
IV.....	3 805	0	0	0	0
1998 (Total/Totaal).....	7 555	25 861	10 777 248	118 799	13 441
1999.....	7 862	33 605	10 267 329	130 108	14 186
2000.....	8 153	32 705	9 767 189	123 052	13 433
2001.....	8 365	31 368	9 247 491	115 699	11 748
2002.....	8 411	29 910	8 737 571	108 495	11 077
2003.....	8 316	28 101	8 227 652	101 290	10 405
2004.....	8 419	26 353	7 721 924	94 155	9 741
2005.....	8 523	24 150	7 207 813	86 882	9 062
2006.....	8 493	22 182	6 697 894	79 677	8 391
2007.....	8 393	15 647	3 158 251	53 481	6 195
2008.....	8 226	5 015	0	15 431	2 978
2009.....	1 656	0	0	0	1 548
2010.....	0	0	0	0	1 427
2011.....	0	0	0	0	1 305
2012.....	0	0	0	0	0
2013.....	0	0	0	0	0
Amount outstanding as at 1997-03-31/Bedrag uitstaande soos op 1997-03-31.....	98 153	314 210	87 216 271	1 270 876	129 192

These statistics have been computed on the assumption that in those cases where—

- (i) the borrower has a multi-currency option on renewal of a drawing, the currency in which the drawing was denominated on 31 March 1997 has been applied for the purpose of denominating the repayment maturity structure in respect of that drawing;
- (ii) the date of repayment is subject to the discretion of the lender, the earliest optional call-up date has been applied and is in accordance with the debt standstill arrangements;
- (iii) the loans are not subject to a predetermined rate of interest (e.g. floating rate loans), the interest rate applying on 31 March 1997 has been regarded as the effective rate for the outstanding duration of the loan.

Capitalised interest is included in certain capital repayments amounts.

Hierdie statistieke is bereken in die veronderstelling dat in dié gevalle waar—

- (i) die lener 'n multi-valuta-opsie by hernuwing van 'n trekking het, die valuta waarin die trekking op 31 Maart 1997 gedenomineer was, aangewend is vir die doel van die denominering van die terugbetalingsvervalstruktuur ten opsigte van daardie trekking;
- (ii) die terugbetalingsdatum onderworpe is aan die diskresie van die lener, die vroegste opsionele oproepdatum toegepas is en in ooreenstemming is met die bepalinge van die skuldstilstandreëlings;
- (iii) die lenings nie onderworpe is aan 'n voorafbepaalde rentekoers nie (bv. wisselendekoerslenings), die rentekoers wat op 31 Maart 1997 van toepassing was, beskou is aan die effektiewe koers vir die uitstaande tydperk van die lening.

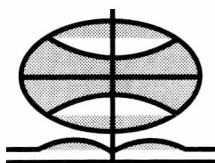
Gekapitaliseerde rente is ingesluit by sekere kapitaalsbetalings bedrae.

*Looking for back copies and out of print issues of
the Government Gazette and Provincial Gazettes?*

The State Library has them!

Let us make your day with the information you need ...

The State Library Reference and Information Service
PO Box 397
0001 PRETORIA
Tel./Fax (012) 321-8931
E-mail: infodesk@statelib.pwv.gov.za



*Soek u ou kopieë en uit druk uitgawes van die
Staatskoerant en Provinsiale Koerante?*

Die Staatsbiblioteek het hulle!

Met ons hoef u nie te sukkel om inligting te bekom nie ...

Die Staatsbiblioteek Naslaan- en Inligtingdiens
Posbus 397
0001 PRETORIA
Tel./Faks (012) 321-8931
E-pos: infodesk@statelib.pwv.gov.za



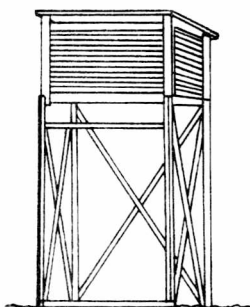

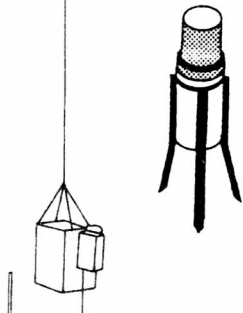
LET YOUR MOUSE DO THE WALKING

Subscribe to our full-text, Electronic Government Gazette and cut hours off the time you spend searching for information. Just point and click and within seconds, you can let your computer do the searching. Data is available within two days after publication and we can now also offer the full-text of the nine provincial gazettes. Contact us today and save time, space and paper.




The proven source of information




tel: (012) 663-4954 fax: (012) 663-3543 toll free tel: 0800 11 11 73
e-mail: sabinet@sabinet.co.za www: <http://www.sabinet.co.za>

SA WEATHER BUREAU SA WEERBURO


**W
E
A
T
H
E
R
·
S
E
R
V
I
C
E
S
·
W
E
E
R
D
I
E
N
S
T
E**



DEPT. OF ENVIRONMENTAL AFFAIRS AND TOURISM · DEPT. VAN OMGEWINGSAKE EN TOERISME





LIVE IN HARMONY WITH NATURE



THE WEATHER BUREAU: DEPARTMENT OF
ENVIRONMENTAL AFFAIRS AND TOURISM

Where is the largest amount of meteorological information in the whole of South Africa available?



Waar is die meeste weerkundige inligting in die hele Suid-Afrika beskikbaar?

Department of Environmental Affairs and Tourism
Departement van Omgewingsake en Toerisme

CONTENTS

No.		Page No.	Gazette No.
GOVERNMENT NOTICES			
Finance, Department of			
<i>Government Notices</i>			
1274	Exchequer Act (66/1975): Statement of foreign currency commitments in respect of guarantees, indemnities or securities by the Republic of South Africa: Published in accordance with the requirements of article 13 (6).....	1	18288
1275	do.: do.: Published in accordance with the requirements of article 30B (3)	6	18288

INHOUD

No.		Bladsy No.	Koerant No.
GOEWERMENTSKENNISGEWINGS			
Finansies, Departement van			
<i>Goewermentskennisgewings</i>			
1274	Skatkiswet (66/1975): Staat van buitelandse valuta-verplichings ten opsigte van waarborge, vrywarings of sekuriteite deur die Republiek van Suid-Afrika: Gepubliseer soos vereis deur artikel 13 (6).....	1	18288
1275	do.: do.: Gepubliseer soos vereis deur artikel 30B (3).....	6	18288